

## **ADDENDUM #4**

**RFP # PARCS10122018**

**PARKING ACCESS REVENUE CONTROL SYSTEM (PARCS)  
and  
FIBER-OPTIC AND CAT6 STRUCTURED CABLING NETWORK**

at the

**PIEDMONT TRIAD INTERNATIONAL AIRPORT**

for the

**PIEDMONT TRIAD AIRPORT AUTHORITY**

**November 29, 2018**

---

The intent of this addendum is to provide additional and updated information.

- **The new conduit mapping has been issued with additional information.**
- **The connection for the overflow lot can be a wireless bridge from the Parking Management Office to the North Edge of the Terminal and a second bridge to the Overflow lot.**

Please sign and return one (1) copy of this addendum cover page with your proposal to confirm receipt and acknowledge the provided information.

Company: \_\_\_\_\_

Name: \_\_\_\_\_

Signature: \_\_\_\_\_ Date: \_\_\_\_\_

11/28/2018

Total Communications  
3203 US Hwy. 220 South  
Asheboro, NC 27205



(336) 629-7474  
(Fax) 629-2562  
(800) 789-8277  
www.tcss.com

## **Piedmont Triad Authority Airport CONDUIT TYPE AND SIZE**

1. Over Flow Lot (entry to exit): **2" PVC**
2. Employee Parking North Lot (entry to exit AND to N. L-T Entry): **2" PVC**
3. North Long-Term Entry: **2" PVC**
4. Bus Exit: **2" PVC**
5. South Long-Term Entry: **2" PVC**
6. Employee Parking South Lot: **2" PVC**
7. Employee Parking South Lot Lower Exit: **2" PVC**
8. Valet Parking: **2" PVC**
9. Pay Exit: **UTILIZE EXISTING 2"**
10. Free Exit Left: **2" EMT**
11. Free Exit Right: **2" EMT**
12. Level 2 Entrance: **1.5" EMT**
13. Level 2 Exit: **1.5" EMT**
14. Level 4 to Level 3 Ramp Gate: **1.5" EMT**
15. Level 4 Entrance: **1.5" EMT**
16. Level 4 Exit: **1.5" EMT**

### **NOTE**

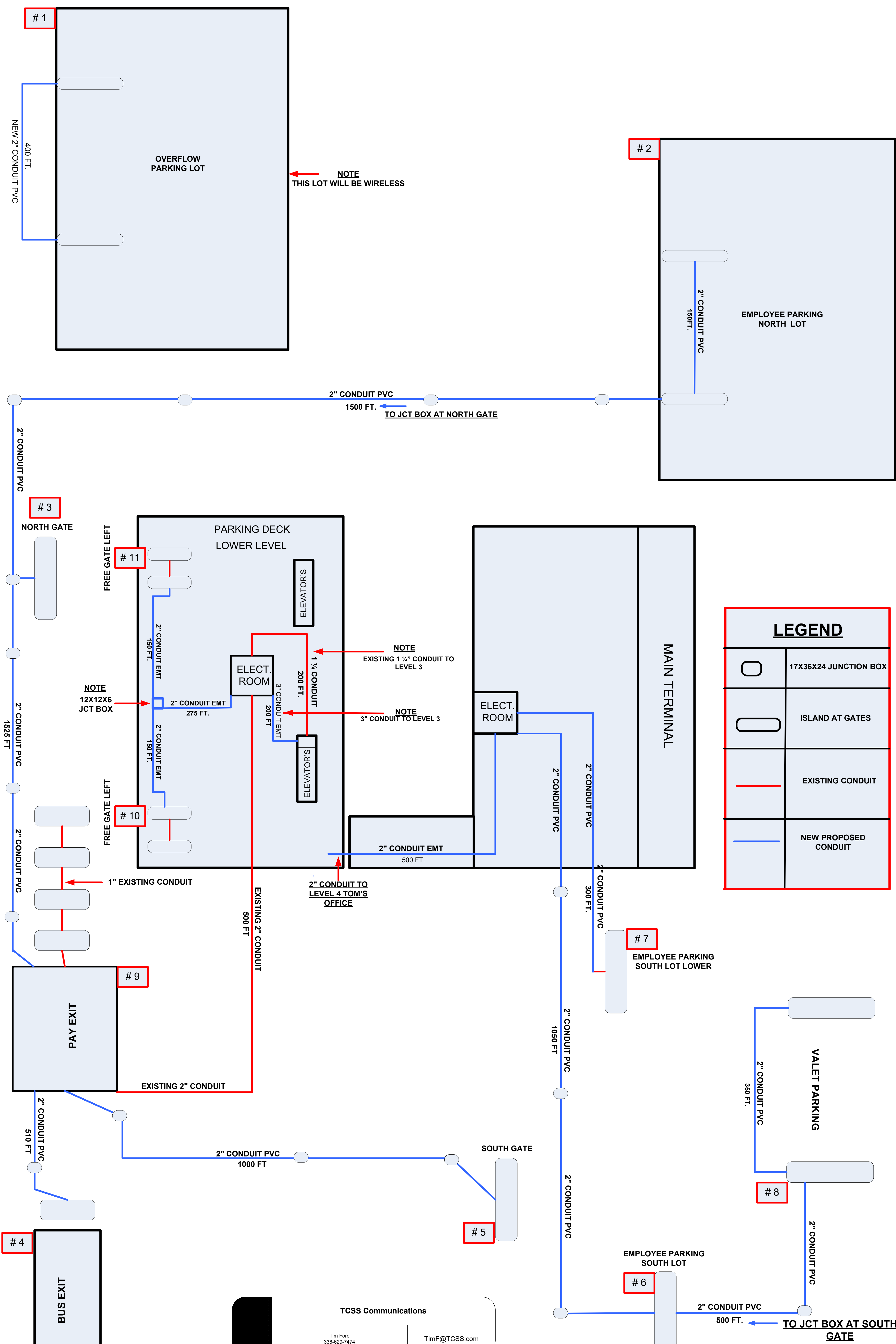
**ALL PVC CONDUIT CONTINUOUS ROLL WITH STEEL TRACER.**  
**ALL PVC CONDUIT WILL REQUIRE DIRECTIONAL BORING.**  
**\*LINE ITEMS 2-9 INCLUDE 3-SLEEVE MAXCELL FABRIC INNERDUCT**

### **CONNECTOR CONDUITS: (4) 3" EMT CONDUITS IN PARKING DECK.**

1. **Electrical closet on ground floor to electrical closet next to elevator on ground floor.**
2. **Electrical closet on ground floor to electrical closet on third floor (both by elevator).**
3. **Electrical closet by elevator on third floor to parking management office.**
4. **Parking management office to electrical closet at ground floor of roadway stair tower (to connect to S. Employee lot and Valet lot).**
5. **\*CONNECTOR CONDUITS INCLUDE 3-SLEEVE MAXCELL FABRIC INNERDUCT**

THANKS,  
TIM FORE

# PIEDMONT TRIAD INTERNATIONAL AIRPORT GREENSBORO NC.

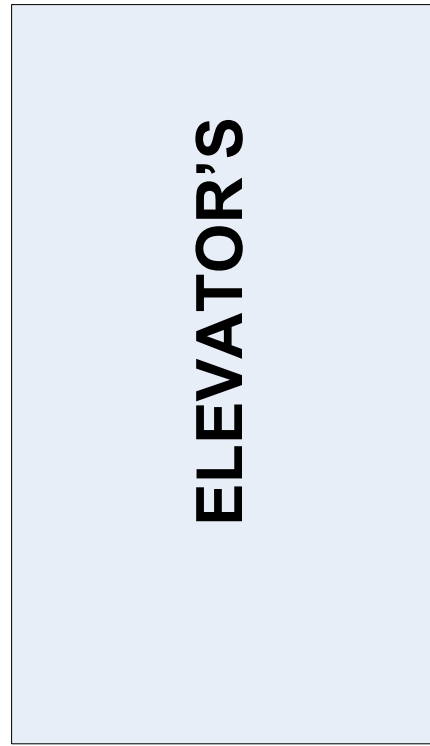


LEGEND	
	17X36X24 JUNCTION BOX
	ISLAND AT GATES
	EXISTING CONDUIT
	NEW PROPOSED CONDUIT

PIEDMONT TRIAD INTERNATIONAL AIRPORT  
GREENSBORO NC.

TO LEVEL 2 ENTRANCE GATE

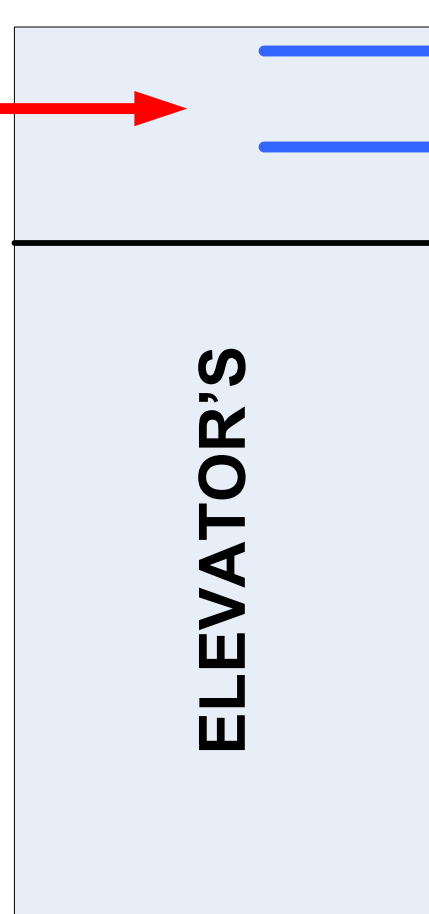
#12 JCT BOX



1 1/2" CONDUIT  
380 FT.

LOWER LEVEL PARKING DECK

**NOTE**  
THESE CABLES WILL BE IN 3' CONDUIT TO  
LEVEL 3 FROM THIS ROOM




1 1/2" CONDUIT

1 1/2" CONDUIT  
300 FT.

#13 JCT BOX

TO LEVEL 2 EXIT GATE

<b>TCSS Communications</b>	
Tim Fore 336-629-7474	TimF@TCSS.com



PIEDMONT TRIAD INTERNATIONAL AIRPORT  
GREENSBORO NC.

NOTE  
SEE LOWER LEVEL DRAWING  
FOR CONDUIT AND FOOTAGE



ENTRANCE GATE LEVEL 2

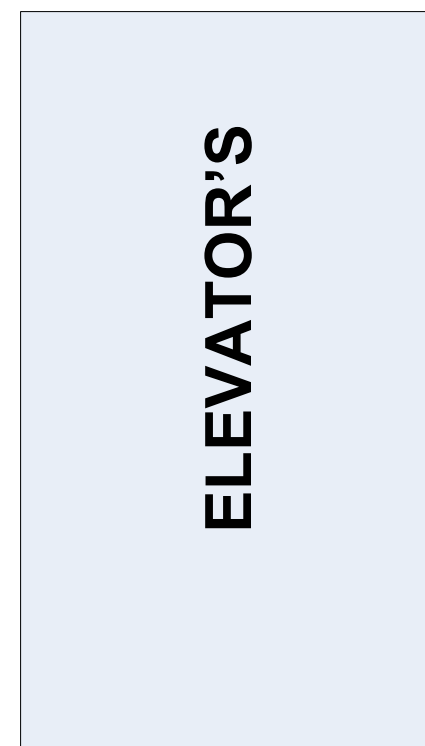
#12



1 1/2" CONDUIT

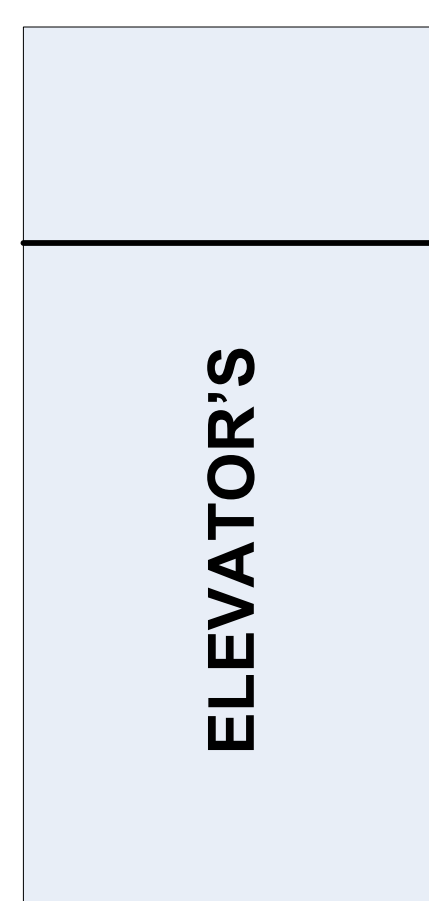


CORE DRILLED DOWN AND  
CONDUIT IS INSTALL ON  
LOWER LEVEL




1

LEVEL 2 PARKING DECK



NOTE  
SEE LOWER LEVEL DRAWING  
FOR CONDUIT AND FOOTAGE



EXIT GATE LEVEL 2

#13



1 1/2" CONDUIT



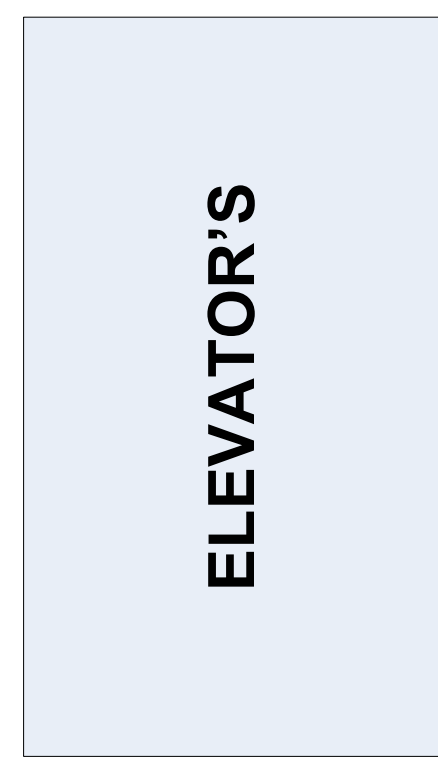
CORE DRILLED DOWN AND  
CONDUIT IS INSTALL ON  
LOWER LEVEL



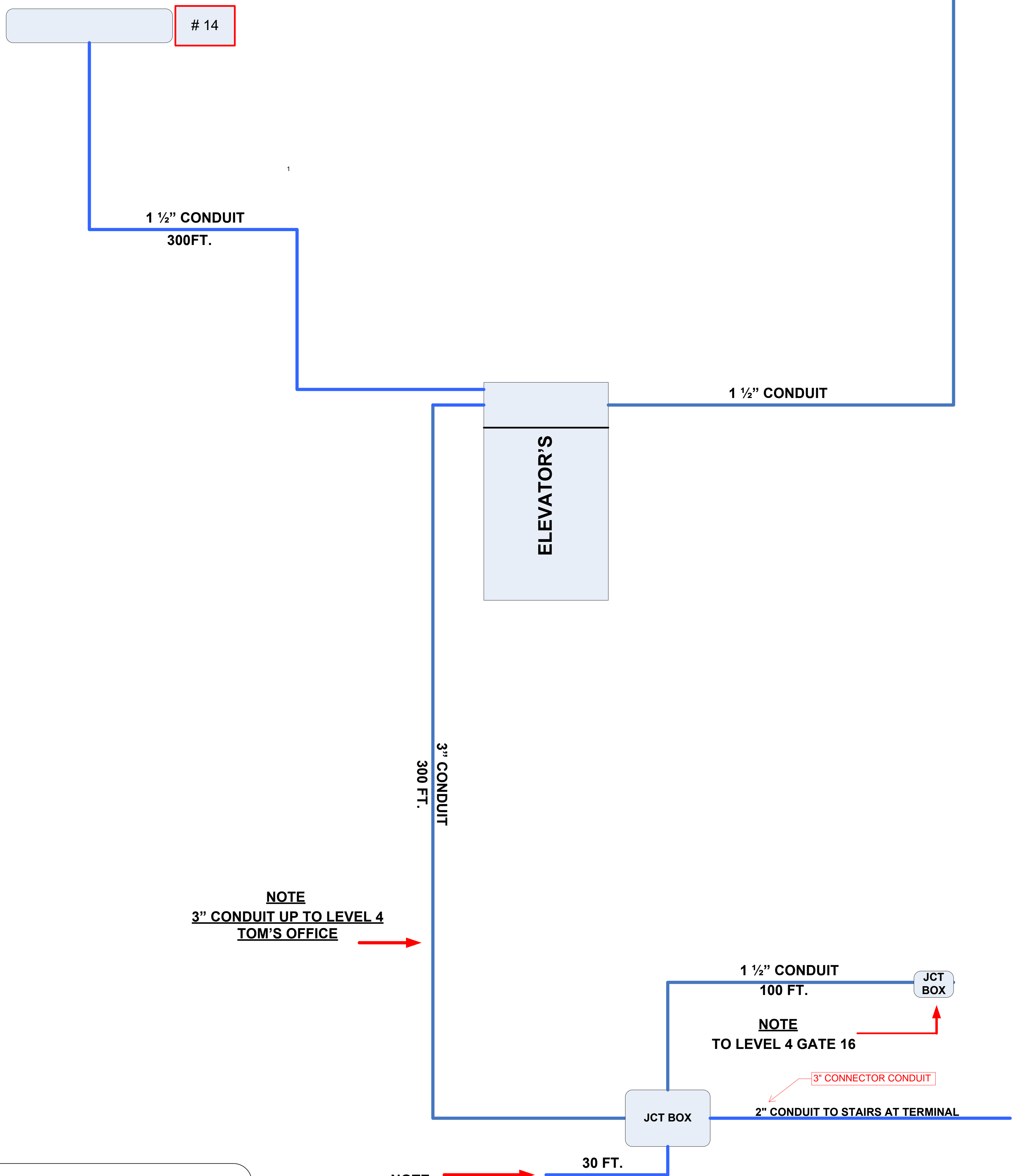
TCSS Communications	
Tim Fore 336-629-7474	TimF@TCSS.com

PIEDMONT TRIAD INTERNATIONAL AIRPORT  
GREENSBORO NC.

**NOTE**  
TO LEVEL 4 GATE 15 → **JCT BOX**



LEVEL 3 PARKING DECK



<b>TCSS Communications</b>	
Tim Fore 336-629-7474	TimF@TCSS.com

**NOTE** →  
CORE DRILL 3" TO  
TOM'S OFFICE

PIEDMONT TRIAD INTERNATIONAL AIRPORT  
GREENSBORO NC.

NOTE  
SEE LEVEL 3 DRAWING FOR  
CONDUIT AND FOOTAGE

OVERFLOW LOT

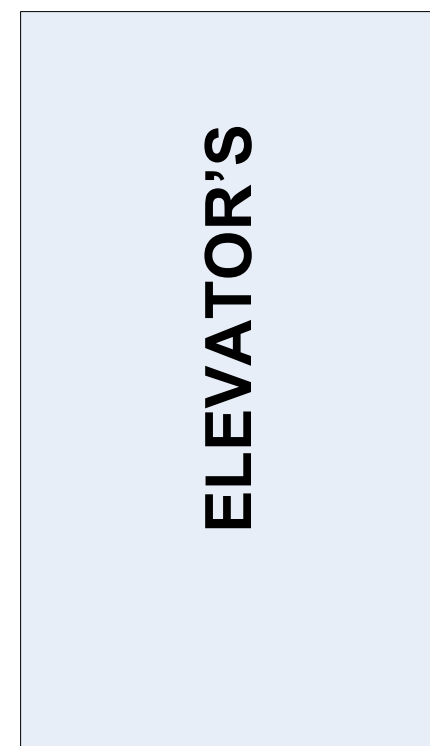


ENTRANCE GATE LEVEL 4

# 15

1 1/2" CONDUIT

CORE DRILLED DOWN AND  
CONDUIT IS INSTALL ON  
LEVEL 3

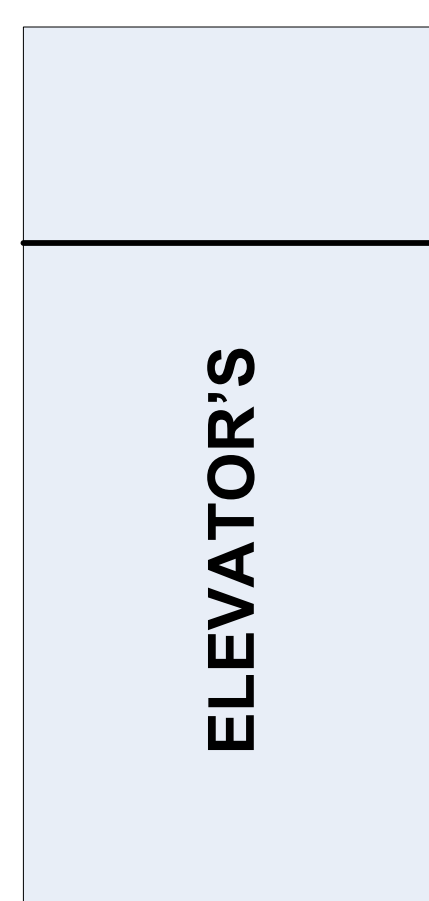


1

LEVEL 4 PARKING DECK

WIRELESS  
BRIDGE

NORTH TERMINAL  
ANTENNA TOWER



NOTE  
SEE LEVEL 3 DRAWING FOR  
CONDUIT AND FOOTAGE




EXIT GATE LEVEL 4

# 16

1 1/2" CONDUIT

CORE DRILLED DOWN AND  
CONDUIT IS INSTALL ON  
LEVEL 3



TCSS Communications	
Tim Fore 336-629-7474	TimF@TCSS.com